

# Lippincott Advisor



## Lippincott's Nursing Advisor 이용자 매뉴얼



# 첫 화면

Search Query

All Advisor Content



Admin Tools

Lippincott Procedures

Health Library



Sean Kim, administrator\_0 ([Logout](#))

## Clinical Diagnosis and Treatment



Diseases and  
Conditions



Signs and Symptoms



Diagnostic Tests



Treatments



Drugs

## Care Planning



Nursing Care Plans  
for Medical  
Diagnoses



Nursing Diagnosis  
Care Plans

## Patient Teaching



Lexicomp and  
UpToDate Patient  
Handouts



MedFacts Patient  
Handouts

## Quality and Safety Initiatives



Core Measures



Hospital-acquired  
Conditions



National Guidelines



Sentinel Events

# 키워드 검색

Lippincott  
Advisor

Sean Kim Korea Sales Team Ovid

blood pressure | X All Advisor Content



Admin Tools

Lippincott Procedures

Health Library



blood pressure decrease

blood pressure increase

Sean Kim, administrator\_0 (Logout)

 Diseases and Conditions

 Signs and Symptoms

 Diagnostic Tests

 Treatments

 Drugs

## Care Planning

 Nursing Care Plans for Medical Diagnoses

 Nursing Diagnosis Care Plans

## Patient Teaching

 Lexicomp and UpToDate Patient Handouts

 MedFacts Patient Handouts

## Quality and Safety Initiatives

 Core Measures

 Hospital-acquired Conditions

 National Guidelines

 Sentinel Events

# 키워드 검색

blood pressure

All Advisor Content



Admin Tools

Lippincott Procedures

Health Library



← Browse All Documents

Sean Kim, administrator\_0 (Logout)

Showing results for: blood pressure.

All Content (3479)

Search in Single content set only

Diseases and Conditions (493)

Signs and Symptoms (85)

Diagnostic Tests (28)

Treatments (89)

Drugs (259)

Nursing Care Plans for Medical Diagnoses (424)

Nursing Diagnosis Care Plans (8)

Lexicomp and UpToDate Patient Handouts (564)

MedFacts Patient Handouts (1516)

Core Measures (5)

Hospital-acquired Conditions (2)

National Guidelines (2)

Sentinel Events (4)

Images

Read More in Health Library

## Blood pressure decrease

Signs and Symptoms

Blood pressure decrease Overview Inadequate intravascular pressure to maintain oxygen requirements Also called hypotension Typically defined as a reading below 90/60 mm Hg or a

## Blood pressure increase

Signs and Symptoms

Blood pressure increase Overview Intermittent or sustained increase in blood pressure exceeding 140/90 mm Hg; if 120 to 139/80 to 89 mm Hg, considered

## High Blood Pressure in Children

Lexicomp and UpToDate Patient Handouts

High Blood Pressure in Children High Blood Pressure in Children The Basics Written by the doctors and editors at UpToDate How do I know if my child

## Blood Pressure Testing and Measurement

Lexicomp and UpToDate Patient Handouts

Blood Pressure Testing and Measurement Blood Pressure Testing and Measurement Why is this procedure done? Your heart pumps blood through your body. Blood pressure measures

## High Blood Pressure Emergencies





Lexicomp and UpToDate Patient Handouts

High Blood Pressure Emergencies High Blood Pressure Emergencies The Basics Written by the doctors and editors at UpToDate What is a high blood pressure emergency? - A high


## High Blood Pressure in Adults

Lexicomp and UpToDate Patient Handouts

# 검색 결과

Search Query: All Advisor Content  Admin Tools Lippincott Procedures Health Library   

Search Results Sean Kim, administrator\_0 ([Logout](#))

Signs and Symptoms: **Blood pressure decrease** 


- Overview**
- History**
- Physical Assessment**
- Causes**
  - Medical
  - Other
- Nursing Considerations**
  - Pediatric Pointers
  - Geriatric Pointers
- Patient Teaching**

### Blood pressure decrease

Revised: May 3, 2013

#### Overview

- Inadequate intravascular **pressure** to maintain oxygen requirements
- Also called *hypotension*
- Typically defined as a reading below 90/60 mm Hg or a drop of 30 mm Hg from the baseline
- May affect the kidneys, brain, and heart, and may lead to a change in level of consciousness (LOC) or to myocardial ischemia
- May reflect an expanded intravascular space or reduced intravascular volume and cardiac output

 **Action Stat!**

If the patient's systolic **blood pressure** is less than 80 mm Hg, or 30 mm Hg below baseline, suspect shock. Quickly evaluate the patient for decreased LOC. Check the apical pulse for **tachycardia**; check respirations for **tachypnea**. Inspect for cool, clammy skin. Elevate the patient's legs above the level of his heart, or place him in Trendelenburg position. Start an I.V. line using a large-bore needle to replace fluids and **blood** or to give drugs. Administer oxygen. **Mechanical ventilation** may be necessary. Monitor intake of fluids and output of urine. Prepare for cardiac or hemodynamic monitoring. Insert a nasogastric tube to prevent aspiration in the comatose patient. Insert an indwelling urinary catheter to measure hourly urine output.

#### Related Information:

Search all Lippincott Advisor resources for: **Blood pressure decrease**

Search all Health Library resources for: **Blood pressure decrease**

#### Diseases and Conditions:

- Anthrax
- Cardiac tamponade
- Cholera
- ( More ... )

#### Signs and Symptoms:

- Abdominal pain
- Abdominal rigidity
- Anxiety
- ( More ... )

#### Diagnostic Tests:

- Gastric acid stimulation test

#### Treatments:

- Mechanical ventilation
- Pacemaker insertion

#### Nursing Care Plans for Medical Diagnoses:

- Anthrax
- Cardiac tamponade
- Cholera
- ( More ... )

# 감사합니다.

문의 사항이 있으시면 Ovid Technologies Inc. 한국 공식 대행  
사 JRM으로 문의 주시기 바랍니다.  
02-2038-8519

**JRM**  
Journals & Online