



본인의 모든 논문(YUHSpace)을 ORCID에 자동 연계하기

-3단계 : ORCID 관리 권한을 도서관에 부여-

*ORCID 계정 확인하고, YUHSpace 연구자 페이지에서
논문 확인 완료하여 의학도서관에 알려주신 분들은
3단계를 진행하여 주십시오*

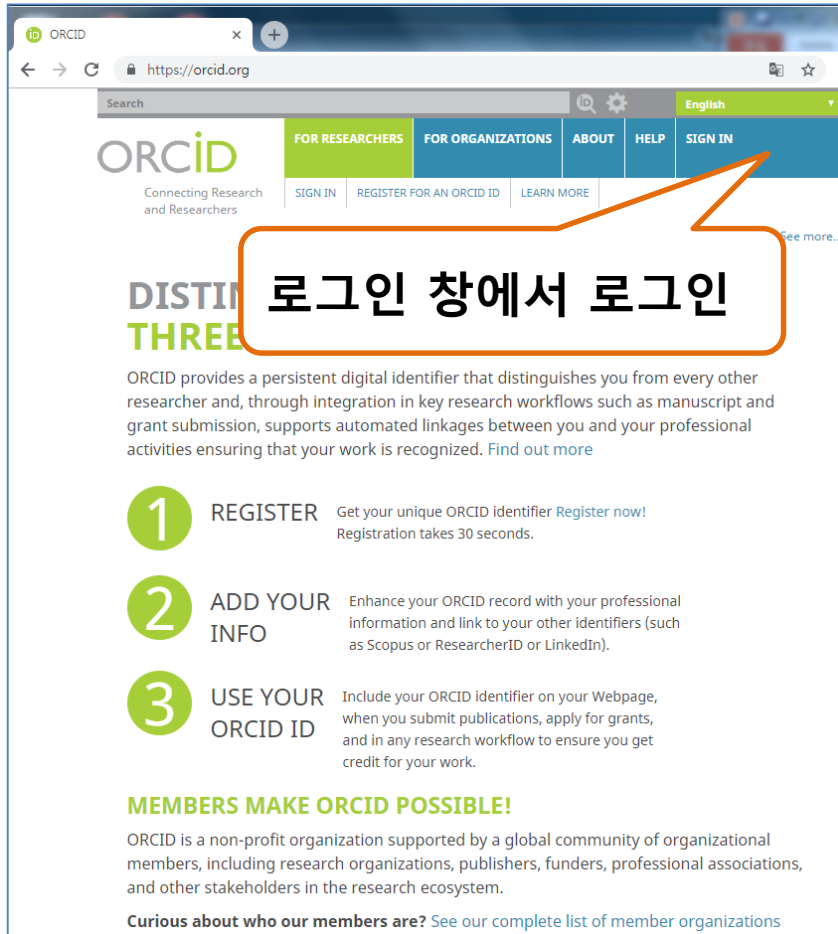
3단계: ORCID에 YUHSpace의 내 논문을 부여

- ORCID 논문관리 서비스를 받기 위해서는 연구자가 ORCID 일부 권한을 의학 도서관에 허용합니다.
- ORCID 홈페이지에서 작업 후, YUHSpace(의학도서관) 홈페이지에서 작업을 진행하면 자동으로 연동 됩니다. 연속으로 작업을 진행하여 주십시오.
- 방법은 아래와 같습니다.
 1. ORCID 홈페이지 로그인하여 이메일 주소(원내 이메일)를 공개로 설정
 2. YUHSpace <https://ir.ymlib.yonsei.ac.kr/> 에서 ORCID 논문관리 서비스에서 ORCID 권한위임 클릭하여 연동
 3. 연동된 ORCID화면에서 Authorize 버튼을 선택하여 YUHSPace와의 연결 완료

* 다음 페이지의 페이지 뷰 참고

참고 : 시작 - ORCID 사이트(<https://orcid.org>) 접속

1) ORCID 계정이 있는 경우



The screenshot shows the ORCID website homepage. The navigation bar includes 'FOR RESEARCHERS', 'FOR ORGANIZATIONS', 'ABOUT', 'HELP', and 'SIGN IN'. A callout box with an orange border points to the 'SIGN IN' button. The text inside the callout box reads: '로그인 창에서 로그인'.

로그인 창에서 로그인

ORCID provides a persistent digital identifier that distinguishes you from every other researcher and, through integration in key research workflows such as manuscript and grant submission, supports automated linkages between you and your professional activities ensuring that your work is recognized. [Find out more](#)

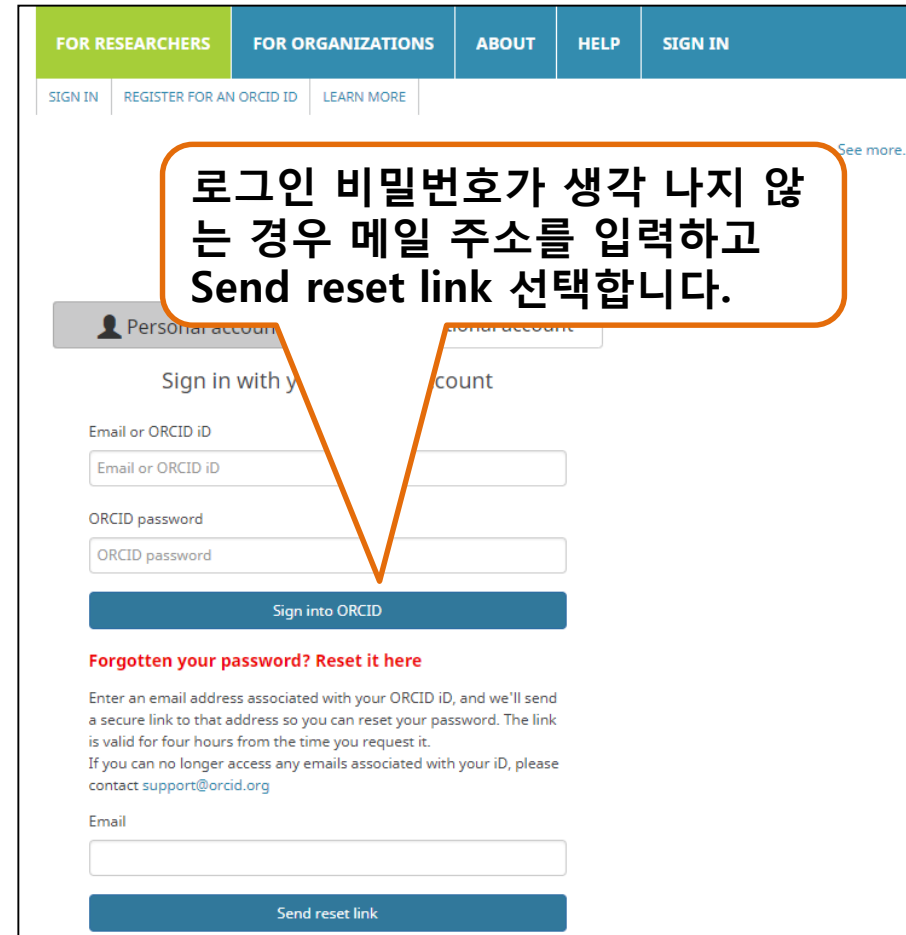
- 1 REGISTER** Get your unique ORCID identifier [Register now!](#)
Registration takes 30 seconds.
- 2 ADD YOUR INFO** Enhance your ORCID record with your professional information and link to your other identifiers (such as Scopus or ResearcherID or LinkedIn).
- 3 USE YOUR ORCID ID** Include your ORCID identifier on your Webpage, when you submit publications, apply for grants, and in any research workflow to ensure you get credit for your work.

MEMBERS MAKE ORCID POSSIBLE!

ORCID is a non-profit organization supported by a global community of organizational members, including research organizations, publishers, funders, professional associations, and other stakeholders in the research ecosystem.

Curious about **who our members are?** See our [complete list of member organizations](#)

2) ORCID 계정이 기억나지 않는 경우



The screenshot shows the ORCID login page. The navigation bar includes 'FOR RESEARCHERS', 'FOR ORGANIZATIONS', 'ABOUT', 'HELP', and 'SIGN IN'. The 'SIGN IN' button is highlighted. A callout box with an orange border points to the 'Send reset link' button. The text inside the callout box reads: '로그인 비밀번호가 생각 나지 않는 경우 메일 주소를 입력하고 Send reset link 선택합니다.'

로그인 비밀번호가 생각 나지 않는 경우 메일 주소를 입력하고 Send reset link 선택합니다.

Personal account Personal account

Sign in with your account

Email or ORCID iD

ORCID password

Sign into ORCID

Forgotten your password? Reset it here

Enter an email address associated with your ORCID iD, and we'll send a secure link to that address so you can reset your password. The link is valid for four hours from the time you request it. If you can no longer access any emails associated with your iD, please contact support@orcid.org

Email

Send reset link

참고 : 페이지뷰1 - ORCID 등록 권한 허용하는 방법

1. ORCID에 로그인 하고,
2. 이메일 주소 공개로 설정
3. YUHSpace (<https://ir.ymlib.yonsei.ac.kr>) 접속한 후, 4번, 5번, 6번 진행

ORCID
Connecting Research and Researchers

FOR RESEARCHERS

MY ORCID RECORD INBOX (8) ACC

Myeong-Ki Hong

ORCID ID
<https://orcid.org/>

Display your ID on other sites
Public record print view
Get a QR Code for your iD

Also known as

Country

Keywords

Websites

Other IDs

Emails
mkhong61@yuhs.ac

Biography

Employment (0)
You haven't added information to

Education and qualifications
You haven't added information to

Invited positions and distinct
You haven't added information to

Membership and service (0)
You haven't added information to

Funding (0)
You haven't added

Works (2 of :
Good Patients Reports.
2018 | journal-article
DOI: 10.4070/kcj
URI: 22282913/1
PMID: 29737641
Source: Yonsei Univ

The Use Pattern and Clinical

1. 이메일주소 확인 후
Emails 좌측의
연필버튼 클릭

3. YUHSpace 접속 한 후
(<https://ir.ymlib.yonsei.ac.kr>)
- 다음 페이지



2. 'Verified' 및 공개 설정 완료
확인.

EDIT EMAILS

My email addresses

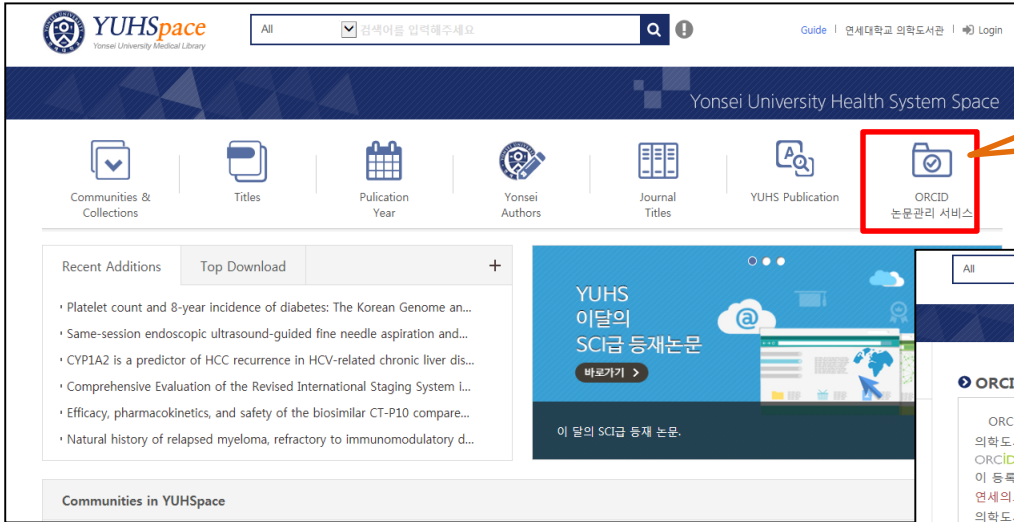
mkhong61@yuhs.ac Primary Current Verified

Add Another Email Add

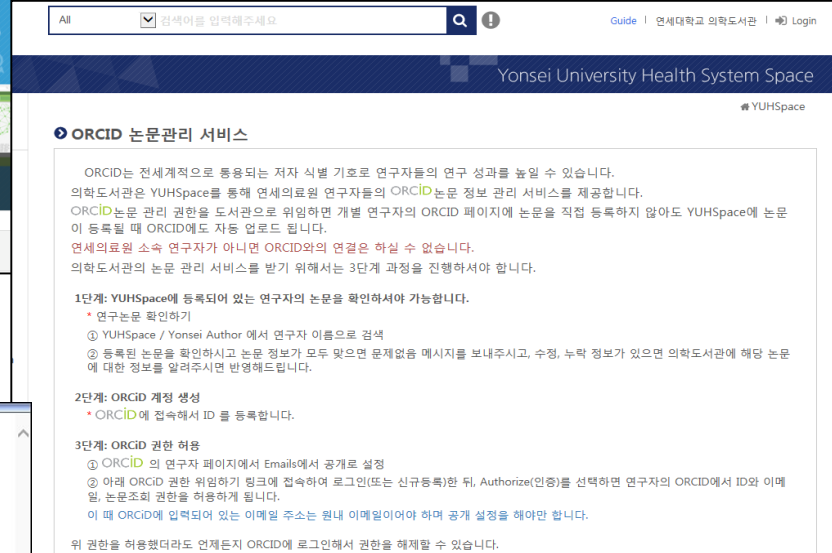
Per terms of use, you may only add email addresses that you have control over. Each time you add an address, we will send you an email asking you to verify it.

Close

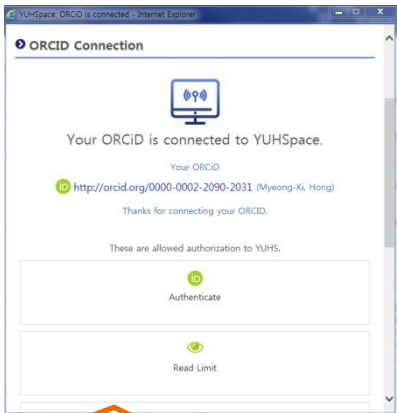
참고 : 페이지뷰2-ORCID 등록 권한 허용하는 방법



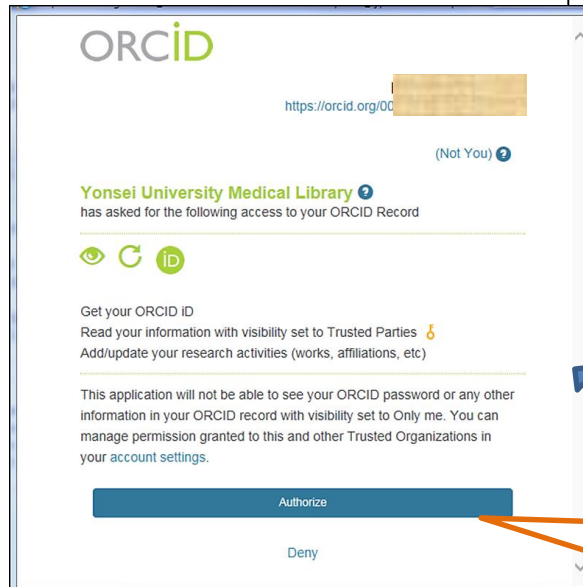
4. YUHSpace에서 논문관리 서비스 클릭



5. ORCID 권한위임하기 버튼 클릭



7. 완료 확인 화면



6. Authorize(인증) 클릭하여 YUHSpace와의 연결 완료

ORCID 연계 완료 후 YUHSpace 화면

Yonsei University Health System Space

YUHSpace

▶ **Browsing by Yonsei Author : Kim, [REDACTED]**

Name: [REDACTED] k] [http://orcid.org/\[REDACTED\]](http://orcid.org/[REDACTED])

Department : College of Medicine - Dept. of [REDACTED] Medicine

Y-HRN : (Yonsei Health Research Network)

Scopus ID : [REDACTED]

Results 1-50 of 130. Export

Issue Date	Title	Yonsei Author(s)
2018	Comparison of three rapid influenza diagnostic tests with digital readout systems and one conventional rapid influenza diagnostic test	[REDACTED]
2018	Total IgG의 신속한 반정량 검사키트 ImmuneCheck™ IgG의 임상적 유용성	[REDACTED]
2018	Comparison Between a Manual Squamous Cell Carcinoma Antigen Assay and an Automated Assay in a Clinical Setting	[REDACTED]
2018	The gamma-glutamyl transferase to platelet ratio and the FIB-4 score are noninvasive markers to determine the severity of liver fibrosis in chronic hepatitis B infection	[REDACTED]
2018	Evaluation of an Automated Screening Assay, Compared to Indirect Immunofluorescence, an Extractable Nuclear Antigen Assay, and a Line Immunoassay in a Large Cohort of Asian Patients with Antinuclear Antibody-Associated Rheumatoid Diseases: A Multicenter Retrospective Study	[REDACTED]
2018	Fasting serum amino acids concentration is associated with insulin resistance and pro-inflammatory cytokines	[REDACTED]



감사합니다.

문의 : 원내: 82915 /nwkim@yuhs.ac